



# BNR UDYOG LIMITED

Regd. Off: 6-3-650, 218, 2nd Floor, Maheshwari Chambers, Somajiguda, Hyderabad-500 082, Telangana, India  
Tel: + 91- 40-2337 5791, 2337 5793 e-mail : info@bnrul.com website : www.bnrul.com CIN: L67120AP1994PLC018841

To,

Date: 29.05.2018

BSE Limited,  
Phiroze Jeejeebhoy Towers,  
Dalal Street,  
Mumbai- 400001.

Dear Sir/Madam,

Sub: Outcome of board meeting under regulation 30 read with 33 (3) (c) of SEBI (Listing Obligations and Disclosure requirements) regulations, 2015

Ref: BNR Udyog Limited (Scrip code: 530809)

With reference to the subject cited, this is to inform the Exchange that at the Board meeting of M/s BNR Udyog Limited held on Tuesday, the 29<sup>th</sup> day of May, 2018 at 3.30 P.M. at the registered office of the Company the following were duly considered and approved by the Board:

1. Audited Financial Results for the quarter and year ended 31.03.2018. (Attached).
2. Audit Report for the quarter and year ended 31.03.2018 (Attached).
3. Appointment of M/s. M/s. P P K G & Co., Chartered Accountants as Internal Auditors for the Financial Year 2018-2019.
4. Appointment of M/s. S. S. Reddy & Associates, Practicing Company Secretaries as Secretarial Auditors for the Financial Year 2018-2019.

The meeting concluded at 5.30 P.M.

This is for the information and records of the Exchange, please.

Thanking you.

Yours Faithfully,  
For BNR Udyog Limited


Kamal Narayan Rathi  
Managing Director  
(DIN: 00011549)

STATEMENT OF AUDITED FINANCIAL RESULTS FOR QUARTER AND YEAR ENDED 31st MARCH, 2018						
PART - I					(Rs. In Lakhs)	
Sl. No.	Particulars	Quarter ended			Year ended	
		31.03.2018	31.12.2017	31.03.2017	31.03.2018	31.03.2017
		Audited	Un-audited	Audited	Audited	
<b>I</b>	<b>Income</b>					
	(a) Revenue From Operations	51.19	34.98	1004.89	187.51	1288.34
	(b) Other Income	1.80	2.60	3.05	10.31	12.46
	<b>Total Income from operations (Net)</b>	<b>52.99</b>	<b>37.58</b>	<b>1007.94</b>	<b>197.82</b>	<b>1300.80</b>
<b>II</b>	<b>Expenses</b>					
	(a) Purchases for sale	-	-	-	-	2.96
	(b) Employee benefits expense	10.90	10.32	12.12	43.38	48.72
	(c) Finance Costs	0.58	0.54	0.17	1.65	1.84
	(d) Depreciation and Amortisation expense	5.35	5.34	5.34	21.35	21.32
	(e) Other Expenses	43.20	22.58	984.67	121.51	1186.37
	<b>Total Expenses</b>	<b>60.03</b>	<b>38.78</b>	<b>1002.30</b>	<b>187.89</b>	<b>1261.21</b>
<b>III</b>	<b>Profit/ (Loss) before Exceptional and Extraordinary Items and tax (I-II)</b>	<b>-7.04</b>	<b>-1.20</b>	<b>5.64</b>	<b>9.93</b>	<b>39.59</b>
<b>IV</b>	<b>Exceptional Items</b>	-	-	-	-	0.23
<b>V</b>	<b>Profit/ (Loss) before Extraordinary Items and tax (III-IV)</b>	<b>-7.04</b>	<b>-1.20</b>	<b>5.64</b>	<b>9.93</b>	<b>39.82</b>
<b>VI</b>	<b>Extraordinary Items</b>	-	-	-	-	-
<b>VII</b>	<b>Profit/ (Loss) before Tax (V-VI)</b>	<b>-7.04</b>	<b>-1.20</b>	<b>5.64</b>	<b>9.93</b>	<b>39.82</b>
<b>VIII</b>	<b>Tax Expense:</b>					
	(a) Current Tax Net of MAT Credit	-	-	-	2.75	0.19
	(b) Deferred Tax	-	-	-	-3.07	-4.50
	Adjustment for earlier year Tax	-	-	-	2.38	-0.43
<b>IX</b>	<b>Profit/ (Loss) for the period ( VII-VIII)</b>	<b>-7.04</b>	<b>-1.20</b>	<b>5.64</b>	<b>7.87</b>	<b>44.56</b>
<b>X</b>	<b>Other Comprehensive Income</b>					
	(i) Items that will not be reclassified subsequently to Profit or Loss	-30.20	11.38	8.43	-17.49	1.98
	(ii) Items that will reclassified subsequently to Profit or Loss	-	-	-	-	-
	Remeasurement of the net defined benefit Liability / Assets	-	-	-	-	-
	Deffered relating to Fair value changes	-	-	-	3.74	-2.09
	<b>Total other comprehensive Income, net of Income tax</b>	<b>-30.20</b>	<b>11.38</b>	<b>8.43</b>	<b>-13.75</b>	<b>-0.12</b>
<b>XI</b>	<b>Total Comprehensive Income ( IX+X)</b>	<b>-37.24</b>	<b>10.18</b>	<b>14.07</b>	<b>-5.88</b>	<b>44.45</b>
<b>XII</b>	<b>Earnings Per Share (EPS)</b>					
	Basic	-0.23	-0.04	0.19	0.26	1.49
	Diluted	-0.23	-0.04	0.19	0.26	1.49

PART II						
Sl. No.	A. PARTICULARS OF SHARE HOLDING	Quarter ended			Year ended	
		31.03.2018	31.12.2017	31.03.2017	31.03.2017	31.03.2018
<b>1</b>	<b>Public Share Holding</b>					
	- No.of shares	925994	925994	863648	925994	925994
	- Percentage of share holding	30.87	30.87	28.79	28.79	30.87
<b>2</b>	<b>Promoter n Promoter Group Share Holding</b>					
	a. Pledged./ Encumbered					
	- Number of Shares	Nil	Nil	Nil	Nil	Nil
	- Percentage of Shares( as a % of the total Share holding of promoter group)	Nil	Nil	Nil	Nil	Nil
	- Percentage of Shares( as a % of the total Share Capital of the Company)	Nil	Nil	Nil	Nil	Nil
	b. Non-Encumbered					
	- Number of Shares	2074006	2074006	2136352	2136352	2074006
	- Percentage of Shares( as a % of the total Share holding of promoter group)	100.00	100.00	100.00	100.00	100.00
	- Percentage of Shares( as a % of the total Share Capital of the Company)	69.13	69.13	71.21	71.21	69.13
<b>3</b>	<b>No. of Equity Shares (F.V. of Rs. 10/- per share)</b>	<b>3000000</b>	<b>3000000</b>	<b>3000000</b>	<b>3000000</b>	<b>3000000</b>

cont..... 2

For BNR UDYOG LIMITED

  
 Managing Director

### STATEMENT OF ASSETS AND LIABILITIES

S.no	Particulars	As on 31st March, 2018	As on 31st March, 2017	As on 1st April, 2016
	<b>ASSETS</b>			
	<b>Non-current assets</b>			
(a)	Property, plant and equipment	30,85,122	50,15,154	71,81,427
(b)	Investment property	75,02,877	74,82,876	73,32,876
(c)	Financial Assets			
	(i) Non-Current Investments	1,38,79,810	1,01,01,455	88,33,067
	(ii) Long term loans and advances	20,000	20,000	45,000
	(iii) Other financial assets	-	-	80,00,000
(d)	Deferred tax assets (net)	1,24,437	-	-
(e)	Other non-Financial assets	1,25,727	1,25,727	75,727
(f)	Income tax assets (net)	-	-	-
	<b>Total Non - Current Assets</b>	<b>2,47,37,973</b>	<b>2,27,45,212</b>	<b>3,14,68,097</b>
	<b>Current assets</b>			
(a)	Inventories	-	-	-
(b)	Financial Assets			
	(i) Current Investments	79,00,000	1,17,00,000	70,00,000
	(ii) Trade receivables	1,09,40,156	1,17,84,711	6,46,88,032
	(iii) Cash and cash equivalents	6,97,745	1,09,41,860	1,08,15,640
	(iv) Short term loans and advances	18,81,500	17,84,500	18,07,000
	(v) Other financial assets	5,38,958	18,76,035	16,31,290
(c)	Other Current Assets	69,64,334	63,70,602	10,12,307
	<b>Total Current Assets</b>	<b>2,89,22,693</b>	<b>4,44,57,708</b>	<b>8,69,54,269</b>
	<b>Total Assets</b>	<b>5,36,60,667</b>	<b>6,72,02,920</b>	<b>11,84,22,366</b>
	<b>EQUITY AND LIABILITIES</b>			
	<b>Equity</b>			
(a)	Equity share capital	3,00,00,000	3,00,00,000	3,00,00,000
(b)	Other equity	1,53,62,193	1,59,49,836	1,40,32,244
	<b>Total equity</b>	<b>4,53,62,193</b>	<b>4,59,49,836</b>	<b>4,40,32,244</b>
	<b>LIABILITIES</b>			
	<b>Non-Current liabilities</b>			
(a)	Deferred Tax Liability	-	5,56,849	7,97,436
	<b>Total Non-Current Liabilities</b>	<b>-</b>	<b>5,56,849</b>	<b>7,97,436</b>
	<b>Current liabilities</b>			
(a)	Financial Liabilities			
	(i) Short- Term Borrowings	15,58,264	83,46,062	1,04,08,877
	(ii) Trade payables	53,39,357	66,74,955	6,01,65,211
	(iii) Other financial liabilities	12,62,000	11,85,162	16,95,785
(b)	Other Current liabilities	1,38,853	19,43,829	13,22,813
(c)	Short Term Provisions	-	25,27,511	-
(d)	Income tax liabilities (net)	-	18,716	-
	<b>Total Current Liabilities</b>	<b>82,98,474</b>	<b>2,12,53,084</b>	<b>7,43,90,122</b>
	<b>Total Equity and Liabilities</b>	<b>5,36,60,667</b>	<b>6,72,02,920</b>	<b>11,84,22,366</b>

**Note :**

The reconciliation of Equity as previously reported (referred to as 'Indian GAAP) and as per Ind AS is as per the table below :


Particulars	31.03.2017	01.04.2016
Equity as per previous Indian GAAP	2,35,40,803	2,28,02,865
Add / (Less)		
Fair valuation Gain/(Loss) on investment	-1,12,08,578	-1,20,16,292
Deferred Tax on adjustments	36,17,611	32,45,671
<b>Equity as per Ind AS</b>	<b>1,59,49,836</b>	<b>1,40,32,244</b>

**Notes:**

1. The above Audited financial results for the quarter and year ended 31st March, 2018 were reviewed by the Audit Committee and approved by the Board of Directors at its meeting held on 29th May, 2018

cont..... 3

For BNR UDYOG LIMITED



Managing Director

2. The company has adopted Indian Accounting Standards (Ind AS) from April 1, 2017 and the financial results have been prepared in accordance with the recognition and measurement principles laid down in the said standards. The date of transition to Ind AS is April 1, 2016.
3. Consequent to introduction of Goods and Services Tax (GST) w.e.f July 2017, revenue for the quarter ended December 31,2017 and March 31, 2018 and for the period from 1st July, 2017 to 31st March, 2018 is net of GST in compliance with Indian Accounting Standard (Ind AS) 18 - "Revenue".
4. The format for Audited quarterly and yearly results as prescribed in SEBI's Circular CIR/CFD/CMD/15/2015 dated 30th November, 2015 has been modified to comply with requirements of SEBI's Circular dated 5th July, 2016, Ind AS and Schedule III (Division 11) to the Companies Act, 2013 applicable to companies that are required to comply with Ind AS.
5. Presently the Company has income from operations from three segment i.e Medical transcription, Business support & Finance
6. Figures of the previous quarters/year have been regrouped and reclassified wherever necessary to correspond with current year's presentation.
7. The results is also available on the website of the company www.bnrul.com

Sl. No.	Particulars	Quarter ended			Year ended	
		31.03.2018	31.12.2017	31.03.2017	31.03.2018	31.03.2017
		Audited	Un-audited	Audited	Audited	
<b>1</b>	<b>Segment Revenue</b>					
	a) Medical Transcription & Software Dev	5.57	9.83	1.46	26.27	38.34
	b) Financial Activities/Others	5.45	10.27	7.93	45.31	29.18
	c) Business Support Services	41.97	17.48	998.54	126.24	1233.29
	<b>Total</b>	<b>52.99</b>	<b>37.58</b>	<b>1007.94</b>	<b>197.82</b>	<b>1300.80</b>
	Less: Inter segment revenue	-	-	-	-	-
	Income from Operations	<b>52.99</b>	<b>37.58</b>	<b>1007.94</b>	<b>197.82</b>	<b>1300.80</b>
<b>2</b>	<b>Segment Results</b>					
	a) Medical Transcription & Software Dev	-2.47	0.72	-8.79	-4.00	-1.60
	b) Financial Activities/Others	-3.38	1.81	0.72	11.59	-2.21
	c) Business Support Services	1.26	-2.19	15.49	9.17	49.61
	<b>Total</b>	<b>-4.59</b>	<b>0.34</b>	<b>7.42</b>	<b>16.76</b>	<b>45.80</b>
	Less: 1) Interest	0.42	0.48	0.16	1.36	1.77
	2) Other Un-allocable Expenditure net off	-	-	-	-	-
	3) Unallocable Expenditure	2.03	1.06	1.62	5.47	4.21
	<b>Total Profit / (Loss) Before Tax</b>	<b>-7.04</b>	<b>-1.20</b>	<b>5.64</b>	<b>9.93</b>	<b>39.82</b>
<b>3</b>	<b>Capital Employed</b>					
	(Segment Assets-Segment Liabilities)					
	a) Segment - A	51.25	52.79	41.05	51.25	41.05
	b) Segment - B	371.27	405.2	392.52	371.27	392.52
	c) Segment - C	31.10	29.21	25.93	31.10	25.93
	<b>Total</b>	<b>453.62</b>	<b>487.20</b>	<b>459.50</b>	<b>453.62</b>	<b>459.50</b>

8. The reconciliation of net profit reported in accordance with Indian GAAP to total comprehensive income in accordance with Ind AS is given below:

Particulars	Quarter ended	Year ended
	31.03.2017	31.03.2017
Net Profit as per Indian GAAP	3.59	32.65
<b>Add / (less)</b>		
Increase in profit of shares due to fair value valuation	2.05	6.10
Remeasurement of the net defined benefit liability / assets	-	-
Increase in Deferred Tax Expenses due to reclassification, regrouping and reinstatement as per Ind As implementation	-	5.81
<b>Profit before Other Comprehensive Income</b>	<b>5.64</b>	<b>44.56</b>
Remeasurement of the net defined benefit liability / assets	-	-
Change in the fair value investments	8.43	1.98
Decrease in Deferred Tax Expenses due to reclassification, regrouping and reinstatement as per Ind As implementation	-	-2.09
<b>Net Profit as per Ind AS</b>	<b>14.07</b>	<b>44.45</b>

Place: Hyderabad  
Date: 29.05.2018

For BNR UDYOG LIMITED



Managing Director



**Auditor's Report on quarterly and year to date financial results for the period ended 31<sup>st</sup> March 2018 of BNR Udyog Ltd pursuant to the regulation 33 of the SEBI (Listing Obligations and Disclosure Requirements) Regulations, 2015**

To,  
Board of Directors of BNR Udyog Ltd

We have audited accompanying Statement of financial results of BNR Udyog Ltd ('the Company') for the quarter ended 31<sup>st</sup> March 2018 and the year to date results for the period 01<sup>st</sup> April 2017 to 31<sup>st</sup> March 2018 ('the Statement') attached herewith, being submitted by the company pursuant to the requirement of Regulation 33 of the SEBI (Listing Obligations and Disclosure Requirements) Regulations, 2015. This Statement, which is the responsibility of the company's management and approved by Board have been prepared in accordance with the recognition and measurement principles laid down in Indian Accounting Standards as prescribed, under Section 133 of the Companies Act, 2013 read with relevant rules issued there under, as applicable and other accounting principles generally accepted in India. Our responsibility is to express an opinion on the Statement.


We conducted our audit in accordance with the Standards on Auditing issued by Institute of Chartered Accountants of India. Those standards require that we plan and perform the audit to obtain reasonable assurance about whether the statement is free of material misstatement.

An audit includes examining, on a test basis, evidence supporting the amounts disclosed in the statement. An audit also includes evaluating the appropriateness of accounting policies used and the reasonableness of significant accounting estimates made by management as well as evaluating the overall presentation of the statements. We believe that the audit evidence we have obtained is sufficient and appropriate to provide a basis for our audit opinion.

In our opinion and to the best of our information and according to the explanations given to us, the statement;

- (i) are presented in accordance with the requirements of Regulation 33 of the SEBI (Listing Obligations and Disclosure Requirements) Regulations, 2015 in this regard; and
- (ii) give a true and fair view of the profit and other financial information for the quarter ended 31<sup>st</sup> March 2018 as well as the year to date results for the period from 01<sup>st</sup> April 2017 to 31<sup>st</sup> March 2018.

For Laxminiwas & Co  
Chartered Accountants  
Firm's Registration No. 011168S

  
Dayaniwas Sharma  
Partner  
Membership No. 216244



Hyderabad  
29<sup>th</sup> May 2018