


(1)(a) STATEMENT SHOWING SHAREHOLDING PATTERN IN CLAUSE-35


NAME OF THE COMPANY: B N R UDYOG LIMITED			
SCRIP CODE:	530809	Name of the Scrip:	
Class of Security:			
QUARTER ENDED:	30/09/2014		
Partly paid-up shares	No. of partly paid-up shares	As a % of total no. of partly paid-up shares	As a % of total no. of shares of the Company.
Held by promoter/promoter group	0	0	0
Held by Public	0	0	0
Total:	0	0	0
Outstanding convertible securities:	No. of outstanding securities	As a % of total no. of outstanding convertible securities.	As a % of total no. of shares of the Company assuming full conversion of the convertible securities
Held by promoter/promoter group	0	0	0
Held by Public	0	0	0
Total:	0	0	0
Warrants:	No. of warrants	As a % of total no. of warrants	As a % of total no. of shares of the Company, assuming full conversion of warrants
Held by promoter/promoter group	0	0	0
Held by Public	0	0	0
Total:	0	0	0
Total paid-up capital of the Company, assuming full conversion of warrants and convertible securities	30000000		100.00



CATEGORICAL CODE	CATEGORY OF SHAREHOLDER	NO OF SHAREHOLDERS	TOTAL NUMBER OF SHARES	NO OF SHARES HELD IN DEMATERIALIZED FORM	TOTAL SHAREHOLDING AS A % OF TOTAL NO OF		SHARES PLEDGE OR OTHERWISE ENCUMBERED	AS a PERCENTAGE OF (IX) = (VIII)/(IV)*100
					AS a PERCENTAGE OF (A+B)	AS a PERCENTAGE OF (A+B+C)		
(i)	(ii)	(iii)	(iv)	(v)	(vi)	(vii)	(viii)	(ix)
(A)	PROMOTER AND PROMOTER GROUP							
(1)	INDIAN							
(a)	Individual /HUF	8	2111785	2106885	70.39	70.39	0	0.00
(b)	Central Government/State Government(s)	0	0	0	0.00	0.00	0	0.00
(c)	Bodies Corporate	0	0	0	0.00	0.00	0	0.00
(d)	Financial Institutions / Banks	0	0	0	0.00	0.00	0	0.00
(e)	Others	0	0	0	0.00	0.00	0	0.00
	Sub-Total A(1) :	8	2111785	2106885	70.39	70.39	0	0.00
(2)	FOREIGN							
(a)	Individuals (NRLs/Foreign Individuals)	0	0	0	0.00	0.00	0	0.00
(b)	Bodies Corporate	0	0	0	0.00	0.00	0	0.00
(c)	Institutions	0	0	0	0.00	0.00	0	0.00
(d)	Qualified Foreign Investor	0	0	0	0.00	0.00	0	0.00
(e)	Others	0	0	0	0.00	0.00	0	0.00
	Sub-Total A(2) :	0	0	0	0.00	0.00	0	0.00
	Total A=A(1)+A(2)	8	2111785	2106885	70.39	70.39	0	0.00
(B)	PUBLIC SHAREHOLDING							
(1)	INSTITUTIONS							
(a)	Mutual Funds /UTI	0	0	0	0.00	0.00		
(b)	Financial Institutions /Banks	0	0	0	0.00	0.00		
(c)	Central Government / State Government(s)	0	0	0	0.00	0.00		
(d)	Venture Capital Funds	0	0	0	0.00	0.00		
(e)	Insurance Companies	0	0	0	0.00	0.00		
(f)	Foreign Institutional Investors	0	0	0	0.00	0.00		



CATEGORY CODE	CATEGORY OF SHAREHOLDER	NO OF SHAREHOLDERS	TOTAL NUMBER OF SHARES	NO OF SHARES HELD IN DEMATERIALIZED FORM	TOTAL SHAREHOLDING AS A % OF TOTAL NO OF		SHARES PLEDGE OR OTHERWISE ENCUMBERED	AS a PERCENTAGE OF (A+B+C) AS a PERCENTAGE OF (A+B+C)*100
					AS a PERCENTAGE OF (A+B)	AS a PERCENTAGE OF (A+B+C)		
(i)	(ii)	(iii)	(iv)	(v)	(vi)	(vii)	(viii)	(ix) = (viii)/(iv)*100
(g)	Foreign Venture Capital Investors	0	0	0	0.00	0.00		
(h)	Qualified Foreign Investor	0	0	0	0.00	0.00		
(i)	Others	0	0	0	0.00	0.00		
	Sub-Total B(1) :	0	0	0	0.00	0.00		
(2)	NON-INSTITUTIONS							
(a)	Bodies Corporate	40	216625	202525	7.22	7.22		
(b)	Individuals							
	(i) Individuals holding nominal share capital upto Rs.1 lakh	1197	485257	309641	16.18	16.18		
	(ii) Individuals holding nominal share capital in excess of Rs.1 lakh	8	186231	168731	6.21	6.21		
(c)	Others							
	CLEARING MEMBERS							
	Qualified Foreign Investor	2	102	102	0.00	0.00		
(d)	Sub-Total B(2) :	0	0	0	0.00	0.00		
	Total B=B(1)+B(2) :	1247	888215	680999	29.61	29.61		
	Total (A+B) :	1255	3000000	2787884	100.00	100.00		
(C)	Shares held by custodians, against which Depository Receipts have been issued							
(1)	Promoter and Promoter Group							
(2)	Public	0	0	0	0.00	0.00		
	GRAND TOTAL (A+B+C) :	1255	3000000	2787884	100.00	0.00		




Sr. No	Name of the Shareholder	Details of Shares held			Encumbered shares (*)			Details of Warrants		Details of convertible securities		% of diluted share capital
		No. of Shares held	As a % of Grand total (A)+(B)+(C)	Pledge Shares (V)	AS a % of tag (VI)=(N)	AS a % of Grand total (A) + (B) + (C) of sub-clause (I)(a)	Number of warrants held (VIII)	As a % of total number of warrants of the same class (IX)	Number of convertible securities held (X)	total number of convertible securities (XI)		
(i)	(ii)	(iii)	(iv)	(v)	(vi)=(N)	(vii)	(viii)	(ix)	(x)	(xi)	(xii)	
1	KAMAL NARAYAN RATHI	1734034	57.80	0	0.00	0.00	0	0.00	0	0.00	57.80	
2	MAYURA RATHI	146573	4.89	0	0.00	0.00	0	0.00	0	0.00	4.89	
3	SANDEEP RATHI	134974	4.50	0	0.00	0.00	0	0.00	0	0.00	4.50	
4	KAMAL NARAYAN RATHI (HUF)	63300	2.11	0	0.00	0.00	0	0.00	0	0.00	2.11	
5	SUNITA DEVI RATHI	28004	0.93	0	0.00	0.00	0	0.00	0	0.00	0.93	
6	KAMAL NARAYAN RATHI	3600	0.12	0	0.00	0.00	0	0.00	0	0.00	0.12	
7	SANDEEP RATHI	800	0.03	0	0.00	0.00	0	0.00	0	0.00	0.03	
8	SUNITA RATHI	500	0.02	0	0.00	0.00	0	0.00	0	0.00	0.02	
TOTAL :		2111785	70.39	0	0.00	0.00	0	0.00	0	0.00	70.39	




(1)(c)(i)	Statement showing holding of securities (including shares, warrants, convertible securities) of persons belonging to the category "Public" and holding r	Sr.No.	Name of the shareholder	Number of shares held	Shares as a percentage of total number of shares (i.e., Grant total (A)+(B)+(C) indicated in Statement at para (1)(a))	Details of warrants	Details of convertible securities	Total shares (including underlying shares assuming full conversion of warrants and convertible securities) as a % of diluted share capital)
						Number of warrants held	Number of convertible securities held	% w.r.t total number of convertible securities of the same class
1	VSL SECURITIES PRIVATE LIMITED	113560	3.79	0	0.00	0	0	0.00
2	BASANTI DEVI RATHI	81000	2.70	0	0.00	0	0	0.00
3	PEETI SECURITIES LIMITED	65300	2.18	0	0.00	0	0	0.00
TOTAL :				259860	8.66	0	0	0.00
								8.66



(1)(c)(i) Statement showing holding of securities (including shares, warrants, convertible securities) of persons (together with PAC) belonging to the category "Public"								
Sr.No.	Name(s) of the shareholder(s) and the shares held	Number of shares held	Shares as a percentage of total number of shares (i.e., Grant total (A)+(B)+(C) indicated in Statement at para (1)(a) above)	Details of warrants		Details of convertible securities		Total shares (including underlying shares assuming full conversion of warrants and convertible securities) as a % of diluted share capital)
				Number of warrants held	As a % total number of warrants of the same class	Number of convertible securities held	% w.r.t total number of convertible securities of the same class	
				0	0	0	0	
TOTAL :				0	0	0	0	0



STATEMENT SHOWING DETAILS OF LOCKED-IN SHARES"			
(1)(d)			
Sr. No.	Name of the shareholder	Number of locked-in shares	Locked-in shares as a (%) percentage of total number of shares (i.e. Grand Total (A)+(B)+(C) Indicated in Statement at para (1)(a) above)
		0	0
	TOTAL :	0	0.00
			Promoter/Promoter Group/Public



STATEMENT SHOWING DETAILS OF DEPOSITORY RECEIPTS (DRS)			
(II)(a)			
Sr.No.	Type of outstanding DR (ADRs, GDRs, SDRs, etc.)	Number of outstanding DRS	Number of shares underlying outstanding DRS
			Shares underlying outstanding DRS as a percentage of total number of shares {i.e., Grand Total (A)+(B)+(C) indicated in Statement at Para(I)(a) above}
	TOTAL :	0	0



(ii)(b)	Statement showing Holding of Depository Receipts (DRs), where underlying shares held by "Promoter/Promoter group" are in excess of 1% of the total number shares.			
Sr.No.	Name of the DR Holder	Type of outstanding DR (ADRs, GDRs, SDRs, etc.)	Number of shares underlying outstanding DRs	Shares underlying outstanding DRs as a percentage of total number of shares (i.e., Grand Total (A)+(B)+(C) indicated in Statement at para(i)(a) above)
	TOTAL :		0	0

